

# Armory 104 – Conflict Checking Using the Ordinary

Presented by  
Yehuda ben Moshe  
Elmet Herald

1

## Prerequisites

- Blazon, charge group theory, conflict checking rules
- Students are encouraged to review Armory 103 and SENA A5 prior to this class

2

## Review

- Remember to always look for SCs first, before counting DCs!
- Any **one** SC will clear the device
  - Type
  - Number
  - Arrangement
  - Posture/Orientation
  - (Adding/removing a primary charge group)

3

## Review

- Any **two** DCs will clear the device
  - Field
  - Adding/removing a charge group
  - Tincture within a charge group
  - Type
  - Number
  - Arrangement
  - Posture/Orientation

4

---

---

---

---

---

---

---

---

## Where

- All SCA-registered armory (and names) are located in the database known as the Ordinary and Armorial
- [oanda.sca.org](http://oanda.sca.org)
- Different ways to search – we will use the index of the ordinary

5

---

---

---

---

---

---

---

---

## Warning

- Do **NOT** use the blazon pattern search for conflict checking. You **WILL** miss conflicts that way
  - Simple text search
  - Consider conflict checking a “dog”
  - Need to also check for “talbot”, “wolf”, “greyhound”, “fox”, etc.
- Only use Ordinary index and Complex Search form for conflict checking

6

---

---

---

---

---

---

---

---

### Process

- Identify all charge groups
  - Including all details that are worth DCs
- Determine what can't possibly conflict
- Check those categories that might conflict

---

---

---

---

---


---

---

---

### Sample

- Blazon: Per pale azure and gules, a lion and on a chief indented Or, three escallops gules.
  - Field: Per pale azure and gules, plain line
  - Primary charge group: lion, 1, Or, rampant
  - Secondary charge group: chief, 1, Or, indented line
  - Tertiary charge group: escallop, 3, gules, in fess




---

---

---

---

---


---

---

---

### Sample

- Blazon: Per pale azure and gules, a lion and on a chief indented Or, three escallops gules.
- What doesn't conflict?



- Clear – adding or removing primary charge group (SENA A5E1)

---

---

---

---

---


---

---

---

### Sample

- Blazon: Per pale azure and gules, a lion and on a chief indented Or, three escallops gules.
- What doesn't conflict?



- Clear – complete change in type of primary charge group (SENA A5E2)

---

---

---

---

---


---

---

---

### Sample

- Blazon: Per pale azure and gules, a lion and on a chief indented Or, three escallops gules.
- What doesn't conflict?



- Clear – substantial change in number of primary charge group (SENA A5E3)

---

---

---

---

---


---

---

---

### Sample

- Blazon: Per pale azure and gules, a lion and on a chief indented Or, three escallops gules.
- What doesn't conflict?



- Clear – substantial change in posture of primary charge group (SENA A5E5)

---

---

---

---

---


---

---

---

### Sample

- Blazon: Per pale azure and gules, a lion and on a chief indented Or, three escallops gules.
- What doesn't conflict?



- Not Clear – Only one DC for field

---

---

---

---

---


---

---

---

### Sample

- Blazon: Per pale azure and gules, a lion and on a chief indented Or, three escallops gules.
- What doesn't conflict?



- Not Clear – Only one DC for change to secondary

---

---

---

---

---


---

---

---

### Sample

- Blazon: Per pale azure and gules, a lion and on a chief indented Or, three escallops gules.
- What doesn't conflict?



- Not Clear – Only one DC for removing tertiary group

---

---

---

---

---


---

---

---

### Sample

- Blazon: Per pale azure and gules, a lion and on a chief indented Or, three escallops gules.
- What doesn't conflict?



- Not Clear – Only one DC for changing tincture of primary

---

---

---

---

---


---

---

---

### Sample

- Conclusion:
  - Devices with any of the following must be clear:
    - Not a lion
    - More than one primary charge
    - Not a rampant (or similar) lion
  - Always focus on primary charge!




---

---

---

---

---


---

---

---

### Practice

- Blazon: Per bend argent and Or, a tower gules.
- Field: per bend argent and Or, plain line
- Primary charge group: Tower, 1, gules
- No other charge groups




---

---

---

---

---

---

---

---

### Practice

- Blazon: Per bend argent and Or, a tower and a chief gules.
- Field: per bend argent and Or, plain line
- Primary charge group: Tower, 1, gules
- Secondary charge group: Chief, 1, gules, plain line




---

---

---

---

---


---

---

---

### Practice

- Blazon: Argent, three axes gules
- Field: Argent
- Primary charge group: Axe, 3, gules, palewise, to chief, 2 and 1
- No other charges




---

---

---

---

---


---

---

---

### Practice

- Blazon: Per fess wavy Or and gules, three chalices counterchanged
- Field: Per fess Or and gules, wavy line
- Primary charge group: Cup, 3, gules and Or, 2 and 1
- No other charges




---

---

---

---

---


---

---

---

### Practice

- Blazon: Per bend argent and Or, three bars azure
- Field: Per bend argent and Or, plain line
- Primary charge group: Fess (bar), 3, azure
- No other charges




---

---

---

---

---


---

---

---

### Practice

- Blazon: Per fess Or and argent, a fret couped purpure and a goutte vert. (or goutte d'huile)
- Field: Per fess Or and argent, plain line
- Primary charge group: Fret, 1, purpure AND Goutte, 1, vert




---

---

---

---

---


---

---

---

### Practice

- Blazon: Argent, three axes sable
- Primary charge group: three axes
- No other charges




---

---

---

---

---

---

---

---



## Summary

- Remember – always check from the primary charges!
- For mixed groups, check both!
- Check lower numbers!

---

---

---

---

---

---

---

---

25

## Final Thoughts

- Registerable vs. Authentic
  - A submission must be registerable; it need not be authentic
  - While we can encourage clients to design period-looking armory, we cannot, and should not, force the decision
  - If a client is set on a registerable but not very authentic submission, you should process it!

---

---

---

---

---

---

---

---

26

## Final Thoughts

- Customer Service
  - It is our job to help our clients
  - We are here to make registrations happen, not prevent them from happening
  - When consulting, help clients create registerable submissions **they** like
  - When commenting, look for reasons to allow registration, not prohibit it
  - Heralds want a reputation for being helpful, not obstructionist!

---

---

---

---

---

---

---

---

27

## About me

- Elmet Herald – I am the East Kingdom heraldic education deputy
- [elmet@eastkingdom.org](mailto:elmet@eastkingdom.org)
- [jgalak@gmail.com](mailto:jgalak@gmail.com)
- This handout can be found at:
  - <http://www.yehudaheraldry.com/ekhu>

---

---

---

---

---

---

---

---