

Armory 101 - Basics

Presented by
Yehuda ben Moshe
Elmet Herald

1

Introduction

- Armory is vast
 - Dozens of lines of division
 - Hundreds (thousands?) of charges
 - Postures of quadrupeds, birds, etc.
- We cover only a tiny fraction of this
- Many resources for learning more

2

Resources

- SCA Heraldic Primer:
<http://heraldry.sca.org/armory/primer/>
- A Grammar of Blazonry:
<http://heraldry.sca.org/armory/bruce.html>
- Articles:
http://heraldry.sca.org/armory_articles.html
- Parker's Glossary:
<http://www.heraldsnet.org/saitou/parker/Jpglossa.htm>

3

Resources

- Arthur Charles Fox-Davies - A Complete Guide To Heraldry
 - <http://archive.org/details/completeguidetoh00foxdrich>
- John Woodward - A Treatise on Heraldry, British and Foreign
- Rodney Dennys - The Heraldic Imagination

4

Resources

- Period rolls of arms:
 - <http://www.s-gabriel.org/heraldry/>
 - http://www.vikingswerlady.com/Stars/Rolls_of_Arms.html
 - <http://www.yehudaheraldry.com/rolls>

5

Terminology

- Emblazon
 - The actual drawing of the device
- Blazon A verbal description of the device
 - Written in a special language derived from Norman French
 - Follows specific grammar and construction rules
 - Not important to get right on a submission
- We register the picture (emblazon), not the words (blazon)

6

Terminology

- Directions are from the point of view of the person holding the shield



7

Terminology

- Field – base “layer” of the device
 - Lines of division
- Charges – anything placed on the field (or on top of other charges)
- Tinctures
 - Colors
 - Metals

8

Rules

- SENA
 - Standards for Evaluation of Names and Armory
 - Found at: <http://heraldry.sca.org/laurel/sena.html>
 - Current rules for all submissions
 - Broken into 4 main sections:
 - General Principles
 - Personal Names
 - Non-Personal Names
 - Armory
 - Includes 13 appendices

9

Rules - Basics

- Reproducibility (A1C)
 - Given a written blazon, two different artists should be able to draw very similar emblazons of the armory
 - Armory must be describable in standard heraldic terms

10

Rules - Basics

- Recognizability (A1D)
 - Armor should lend itself to instant identification
 - Most of the period heraldic rules and styles arose out of this need
 - The viewer should be able to immediately identify the charges and arrangements

11

Rules - Basics

- Submissions should be reasonably period (GP1B1)
 - Period elements
 - Period combinations of the elements
 - “Core style” defines most common elements and combinations
 - Individually attested patterns allow submissions outside core style

12

Rules - Basics

- Core Style (A1A1)
 - Described in detail in A2 and A3
 - Not identical to the style of any specific place and time
 - Based on the Anglo-Norman style
 - For the most part, doesn't require documentation

13

Rules - Basics

- Individually Attested Patterns (A1A2)
 - Armory that doesn't meet "Core Style" requirements
 - Registerable if adequately documented
 - Described in detail in A4

14

Evolution of Heraldry

- Early devices were simple, designed for rapid identification of opponents.



Images from the Manesse Codex ca 1305

Evolution of Heraldry

- As warfare and technology evolved, individual identification became less important
- “Heraldic space” was filling up
- Heraldry became a perk of the nobility
- Devices got more complex

Evolution of Heraldry

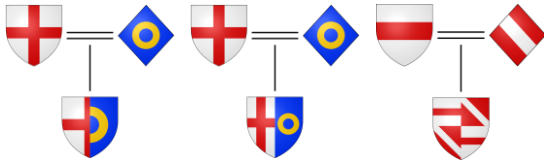


Images from the Armorial of the Order of the Golden Fleece ca 1560

Evolution of Heraldry - Marshalling

- Noble families combined arms to show relationships
- Armigerous wives combined their devices with those of their husbands
- Children with two armigerous parents used devices combining those of
- Three types of marshalling – dimidiation, impalement, quartering

Evolution of Heraldry - Marshalling



Dimidiation

Impaling

Quartering

Images from Wikimedia Commons

Evolution of Heraldry - Marshalling



Tinctures (A3B1)

• Colors



• Metals



21

Tinctures (A3B1)

- Metals



Ermine



Erminois

- Colors



Counter-Ermine



Peau

- Neutral



Vair



Potent

22

Ordinaries

- Ordinaries are charges
- They are usually comprised of simple geometric figures running from side to side or top to bottom of the field
- Ordinaries can be classified as central or peripheral

23

Ordinaries

- Central Ordinaries



a Pale



a Fess



a Bend



a Bend Sinister

24

Ordinaries

- Central Ordinaries



a Saltire

a Cross


a Chevron

a Chevron Inverted

25

Ordinaries

- Central Ordinaries




a Pall

a Pall Inverted

26

Ordinaries

- Peripheral Ordinaries



Chief

Base


Bordure

27

Lines of Division

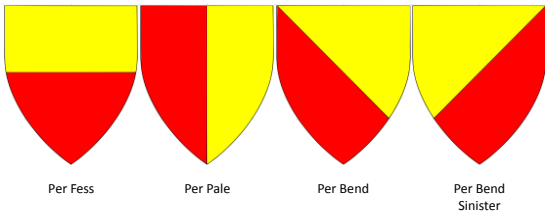
- Divides the field into 2 or more sections
- Also known as:
 - “Lines of Partition”
 - “Field Divisions”
 - “Field Partitions”

28



Lines of Division

- Divisions into 2 sections



Per Fess

Per Pale

Per Bend

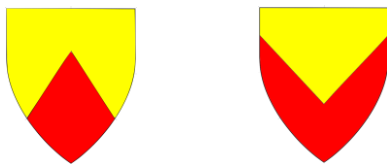
Per Bend Sinister

29



Lines of Division

- Divisions into 2 sections



Per Chevron

Per Chevron Inverted

30



Lines of Division

- Division into 3 sections



Per Pall

31

Lines of Division

- Divisions into 4 sections



Per Saltire



Quarterly

32

Lines of Division

- Divisions into 6 or more sections



Party of Six



Gyronny of Eight




Gyronny of Six

33

Charges

- Geometrics



Roundels

Mullet (of five points)


Annulets

a Pile

34

Charges

- Animals



Lion Rampant

Peacock in its
Pride


Eagle
Displayed

Dragon
Segreant

35

Charges

- Other



Bow and
Arrow

Sword

Fleur de Lys


Ermine Spot

36

Complex Lines

- Lines of division and lines forming ordinaries shown so far were simple, straight lines
- Such lines can also be complex, using various patterns.

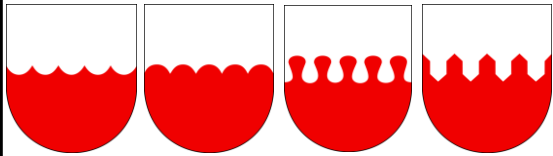
Complex Lines



Embattled Indented Wavy Rayonny

Images from Wikimedia Commons

Complex Lines



Invested Engrailed Nebuly Urdy

Images from Wikimedia Commons

Rules of Heraldry – Blazon

- Blazon utilizes a specific grammar structure
- Items generally follow the pattern “number, type, posture, tincture”, with tincture always the last
- “Arrangement” can come before the “number” or after “posture”
- We usually blazon from lowest to highest level, from center out, from chief to base, from dexter to sinister
 - Field is always blazoned first

Rules of Heraldry – Blazon



- Azure, three fleurs-de-lys Or.
- Arms of France

Images from St. Machar’s Cathedral, Aberdeen, ca AD 1520

Rules of Heraldry – Blazon



- Argent three cocks gules.
- Arms of Robert Cockburn
 - Note the cant

Images from St. Machar’s Cathedral, Aberdeen, ca AD 1520

Rules of Heraldry – Blazon



- Gules,
six escallops
three, two, and
one
argent.

Images from Insignia Anglica, mid 16C

Rules of Heraldry – Blazon



- Azure
an open book
within an orle
argent.
- Arms of the
King's College of
Aberdeen

Images from St. Machar's Cathedral, Aberdeen, ca AD 1520

Rules of Heraldry – Blazon



- Gules,
in pale
three lions
passant guardant
Or.
- Arms of England

Images from St. Machar's Cathedral, Aberdeen, ca AD 1520

Rules of Heraldry – Blazon



- Gules, in pale three lions passant guardant Or within a bordure argent.
- Thomas Holland, Earl of Kent

Images from Insignia Anglica, mid 16C

Rules of Heraldry – Blazon



- Argent, a lion gules, a bordure sable semy of roundels Or.
- Count of Cornwall

Images from Insignia Anglica, mid 16C

Rules of Heraldry – Blazon



- Or, five mullets of eight points two, one, and two gules within a bordure azure.
- Arms of the Chefe Barbedo (Portugal)

Rules of Heraldry – Blazon



- Or
semy of
eagles azure,
a cross gules.
- Sir (Thomas)
Cheney, Lord
Warden of the
Cinque Ports

Images from Insignia Anglica, mid 16C

Rules of Heraldry – Blazon



- Chequy
Or and azure.
- Count of Warren

Images from Insignia Anglica, mid 16C

Rules of Heraldry – Blazon



- Barry
argent and gules.

Images from Insignia Anglica, mid 16C

Rules of Heraldry – Blazon



- Or, three chevronels Gules.
- Count of Clare

Images from Insignia Anglica, mid 16C

Rules of Heraldry – Blazon



- Or, a chief indented sable.

Images from Insignia Anglica, mid 16C

Rules of Heraldry – Blazon



- Per fess gules and argent, six martlets three and three counterchanged.

Images from Insignia Anglica, mid 16C

Rules of Heraldry – Blazon



- Quarterly
per fess indented
azure and Or,
four lions
passant
counterchanged.

Images from Insignia Anglica, mid 16C

Rules of Heraldry – Blazon



- Or,
a fret gules
and on a canton azure
a cross flory argent.
- For info on crosses,
see:
[http://coblaith.net/
Heraldry/Crosses/](http://coblaith.net/Heraldry/Crosses/)

Images from Insignia Anglica, mid 16C

Rules of Heraldry – Blazon



- Azure,
on
a bend gules
between two
mermaids argent,
three fleurs-de-lys
Or.
- Arms of the
Chefe Ornelas
(Portugal)

Rules of Heraldry – Blazon



- Gules,
two swords
in saltire
proper
between four
roses
in cross
in cross
argent.

Images from Insignia Anglica, mid 16C

Final Thoughts

- Registerable vs. Authentic
 - A submission must be registerable; it need not be authentic
 - While we can encourage clients to design period-looking armory, we cannot, and should not, force the decision
 - If a client is set on a registerable but not very authentic submission, you should process it!

Final Thoughts

- Customer Service
 - It is our job to help our clients
 - We are here to make registrations happen, not prevent them from happening
 - When consulting, help clients create registerable submissions **they** like
 - When commenting, look for reasons to allow registration, not prohibit it
 - Heralds want a reputation for being helpful, not obstructionist!

About me

- Elmet Herald – I am the East Kingdom heraldic education deputy
- elmet@eastkingdom.org
- jgalak@gmail.com
- This handout can be found at:
 - <http://www.yehudaheraldry.com/ekhu>
